

624L side by side fridge, silver with Dual FreshCrispers, Twist & Serve ice makers, Quick Chill and Quick Freeze functions and exceptional 6-star energy rating.



Product Details

FEATURES

6-Star energy rating	Flat door & integrated handle	Dual Crispers	Quick Chill & Quick Freeze Functions
Colourful UI	Energy saving holiday mode	Electronic touch controls	LED lighting
Egg tray	Fridge and freezer door alarm	Inverter technology	All Round Cooling

BENEFITS

<p>Our highest rated side-by-side fridge</p> <p>Help keep your food fresh and your energy bills low with our efficient Side by Side fridge, featuring a 6-star energy rating to help you save more every day.</p>	<p>Dual storage with dual crispers</p> <p>Storing vegetables and fruit has never been so easy. Our dual FreshCrispers offer a convenient storage solution for your fresh produce. They come in a great size to store fruit in one and vegetables in the other.</p>
<p>Not just one, but two</p> <p>Double your icemaking with two twist and serve ice makers - one in the door and one on the shelf. Simply fill the tray, let it freeze and then twist into the ice caddy, so you will always have plenty of ice for those summer drinks.</p>	<p>User friendly interface for effortless control</p> <p>Experience an intuitive fridge interface with colourful icons that enhance clarity and simplify navigation, making it easy to quickly identify and adjust settings with confidence.</p>
<p>Cool your groceries fast</p> <p>Activate the Quick Chill function to cool your groceries fast, keeping them fresher for longer.</p>	<p>Chill out with Quick Freeze</p> <p>Quick Freeze drops the temperature of the freezer fast, so you can keep your foods frozen, even after the big family shop.</p>
<p>All Round Cooling</p> <p>Protects the quality of your food ensuring the most stable temperature and humidity in the whole fridge.</p>	<p>Inverter Technology</p> <p>Our inverter technology helps your fridge hold a consistent temperature for energy efficiency.</p>

Specifications

PRODUCT PROFILE

Domestic warranty details (yrs)	2
Refrigerator Type	side by side
Exterior door finish	Arctic silver
Handle design	integrated
Fridge door opening	right
Cooling system	frost free
Freezer door opening	left
Refrigerant	R600a
Compressor	Inverter

DIMENSIONS

Total height (mm)	1780
Cabinet height (mm)	1780
Total width (mm)	911
Cabinet width (mm)	908
Total depth (mm)	746
Cabinet depth (mm)	650
Air space above cabinet (mm)	20
Food Compartment Capacity (L) - AS/NZS 4474.1 2007 (IEC 62552-2015) *	407
Freezer Compartment Capacity (L) - AS/NZS 4474.1 2007 (IEC 62552-2015) *	217
Total Capacity (L) - AS/NZS 4474.1 2007 (IEC 62552-2015) *	624

ENERGY

Energy Star Rating - AS/NZS 4474.1 2007 (IEC 62552- 2015) *	6
Energy Consumption (kWh/year) - AS/NZS 4474.1 2007 (IEC 62552- 2015) *	300

FOOD COMPARTMENT

SHELVING

Shelf material	glass
----------------	-------

LIGHTING

Feature lighting	LED
------------------	-----

FOOD COMPARTMENT DOOR

OTHER PROPERTIES

REFRIGERATOR SYSTEM

Controls	electronic (with display)
Controls location	external
Controls type	touch
Control functions	quick freeze function,holiday mode,quick chill,Child lock
Door alarm	fridge and freezer

CRISPERS

Crisper lid/shelf	glass
Crispers Runner system	rollers
Full width crisper	2

OTHER PROPERTIES

Other Properties-FOOD COMPARTMENT	Deodoriser,Egg tray
-----------------------------------	---------------------

FREEZER COMPARTMENT

ICE FACILITY

Seals	removable,mould resistant
-------	---------------------------

Twist ice and serve	2
---------------------	---

Ice Maker	Twist & Serve
-----------	---------------

SHELVING

Shelving	glass shelf
----------	-------------

Number of shelves	4
-------------------	---

BASKET/DRAWER

Full width plastic basket	2
---------------------------	---

Basket/Drawer runner system	rollers
-----------------------------	---------

LIGHTING

Main light	LED
------------	-----

FREEZER DOOR

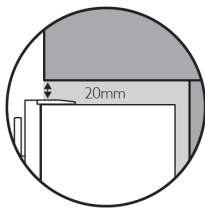
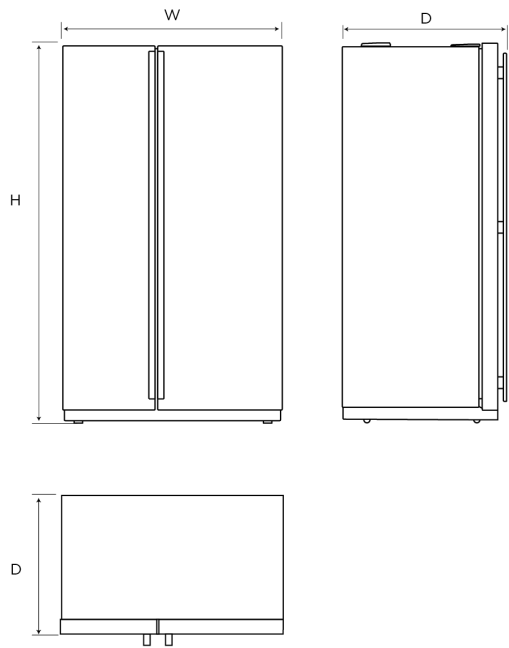
INTERNAL

Freezer door bins - full width	3
--------------------------------	---

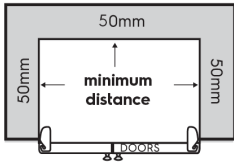
Dimensions

Side by Side Fridge

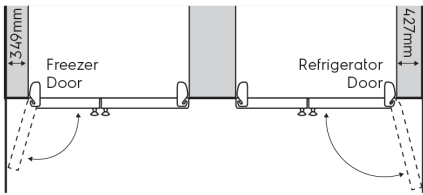
WSE6200SB/WB
WSE6240BB



Please note: Doors are designed to sit proud of cabinetry (not flush).



When positioned in a corner area, spacing of at least 427mm on the fridge side, 349mm on the freezer side will allow the doors to open enough to enable the removal of bins and shelves.



Make sure that cupboards or fixtures do not stick out further than the refrigerator.

Dimensions	Product Height (H)	Product Width (W)	Product Depth (D)
WSE6200SB/WB	1780	911	746
WSE6240BB	1780	911	746

IMPORTANT

These dimensions are a guide only. All measurements are in millimetres (mm). For complete installation instructions, refer to the manual provided with product.

© 2024 Electrolux Home Products Pty Ltd. WHS_DIM_SxS_WSE6200SB_WB_WSE6240BB_Nov24 and Westinghouse are trademarks of Westinghouse Electric Corporation.

Airspace	Side - both	Top	Behind
WSE6200SB/WB	50	20	50
WSE6240BB	50	20	50

Terms and Conditions

IMPORTANT

This is a guide of product dimensions only. For complete installation instructions, refer to the manual provided with product.

PRODUCT INFORMATION

The descriptors and illustrations in this publication apply to the specific products and models described as at the date of issue. Under our policy of continuous product development, product specifications may change without notice. Prospective purchasers should therefore check with their retailer to ensure this publication correctly describes the products that are being offered for sale. All information supplied is to be used for general reference purposes only and is on the understanding that Electrolux Home Products Pty Ltd (Australia) and Electrolux (NZ) Ltd (New Zealand) will not be liable for any loss, liability or damage of whatever kind arising as a result of reliance on such information. Colours of products illustrated are as close as printing limitations allow. Electrolux will at all times comply with its obligations pursuant to law including Trade Practices (Australian Consumer Law) Act and Regulations.

WARRANTY

This warranty only applies to Appliances purchased and used in Australia or New Zealand and used in normal domestic applications and is in addition to (and does not exclude, restrict, or modify in any way) any non-excludable statutory warranties in Australia or New Zealand. All warranties are subject to the conditions set out in the warranty card accompanying the product when purchased.

ELECTROLUX HOME PRODUCTS AUSTRALIA

telephone: 1300 363 640

fax: 1800 350 067

email: customercare@electrolux.com.au

web: www.electrolux.com.au

ELECTROLUX HOME PRODUCTS NEW ZEALAND

telephone: 09 573 2230

fax: 09 573 2221

email: customercare@electrolux.co.nz

web: www.electrolux.co.nz