

564L quad door fridge, matte charcoal black, 4 star energy, FreshSeal™ sealed crisper with manual humidity control and sphere ice tray.



Product Details

FEATURES

4 Star Energy Efficiency	FreshSeal Crisper	Manual humidity controlled crisper	Sphere ice tray
Multi-flow airflow system	Full Width Door Bins	SpillSafe™ glass shelves	

BENEFITS

Outstanding 4-star energy rating
Our 4-star energy rating means better efficiency and savings for your family. You can save up to \$225 in running costs over 10 years*. *Savings indicative based on average NSW 24.8c/kWH vs 3-star energy rating (see Energy Rating Calculator)

Seal in the Freshness
Our FreshSeal™ crispers are sealed and come with a humidity slide that you control. The seals assist in preventing moisture loss whilst the humidity slide assists in creating the right environment for keeping food fresher for longer.

Stay refreshingly cool
Keep your drinks ice cold thanks to our sphere ice tray. With plenty of ice available for all and the slow melting nature of larger sphere ice, you and your family can enjoy ice-cold drinks anytime.

A show stopper
Make your new French door fridge the centrepiece of the kitchen. With a new sleek, flat door design and pocket handles for easy opening, you will be stopped in your tracks every time you see it.

Maximise the space, your way, and without compromise
Our fridges allow you to decide how you want your fridge installed. Use the cabinet flush option to create a seamless flow with your kitchen cabinetry. Alternatively, lineup the fridge with the doors just outside the cabinet to maximise the space you have available. Either option does not compromise on your access to the fridge or freezer with wide door openings on both.

Freshness with multi-flow airflow
The multifold airflow system maintains an even temperature throughout - keeping your food fresher for longer

Easy to clean

Spills happen, but when they do, the world doesn't have to end.

The Westinghouse SpillSafe™ glass shelves help with the mess by containing the spilt liquid to one shelf, so you have less to clean.

Specifications

PRODUCT PROFILE

Domestic warranty details (yrs)	2
Refrigerator Type	quad door
Exterior door finish	Matte black
Handle design	integrated
Fridge door opening	left and right
Cooling system	frost free
Freezer door opening	left and right
Refrigerant	R600a
Compressor	Inverter

DIMENSIONS

Total height (mm)	1795
Cabinet height (mm)	1775
Total width (mm)	896
Cabinet width (mm)	890
Total depth (mm)	726
Cabinet depth (mm)	640
Depth door open 90degree (mm)	1104
Food Compartment Capacity (L) - AS/NZS 4474.1 2007 (IEC 62552-2015) *	411
Freezer Compartment Capacity (L) - AS/NZS 4474.1 2007 (IEC 62552-2015) *	153
Total Capacity (L) - AS/NZS 4474.1 2007 (IEC 62552-2015) *	564
Height adjustable feet	Yes

ENERGY

Energy Star Rating - AS/NZS 4474.1 2007 (IEC 62552- 2015) *	4.0
Energy Consumption (kWh/year) - AS/NZS 4474.1 2007 (IEC 62552- 2015) *	406

FOOD COMPARTMENT

SHELVING

Shelf material	glass
Number of shelf levels	3
Type of shelf	spill safe shelf

LIGHTING

Feature lighting	LED
Main light	LED

REFRIGERATOR SYSTEM

Controls	electronic (with display)
Controls location	internal
Controls type	touch
Control functions	quick freeze function,holiday mode,quick chill,drinks chill
Door alarm	fridge

CRISPERS

Crisper lid/shelf	plastic
Crispers Runner system	rollers
Crisper features	humidity controlled,fully sealed

OTHER PROPERTIES

Other Properties-FOOD COMPARTMENT	Deodoriser
-----------------------------------	------------

FOOD COMPARTMENT DOOR

BINS

Deep bottle bin	2
-----------------	---

FREEZER COMPARTMENT

ICE FACILITY

Ice sphere tray	1
-----------------	---

OTHER PROPERTIES

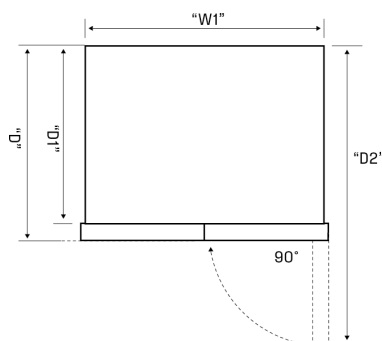
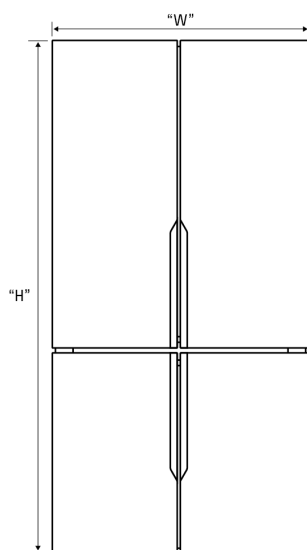
Bin mounting system	lug mounted
---------------------	-------------

BASKET/DRAWER

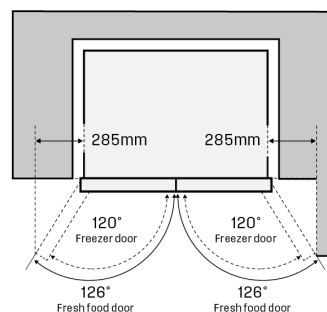
Full width freezer drawer	6
---------------------------	---

Basket/Drawer runner system	suspended
-----------------------------	-----------

Dimensions



When positioned in a corner area, spacing of at least 285mm on the hinge side will allow the doors to open enough to enable the removal of bins and shelves.

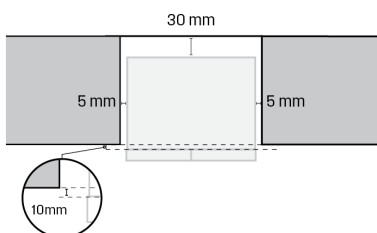


Installation options for optimal aesthetics :

Minimum side clearance kitchen cabinet

Fridge body must sit 10mm proud of kitchen cabinetry.

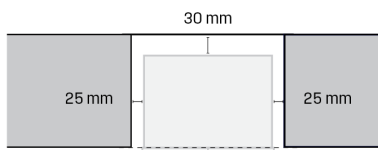
Minimum cabinetry opening (WxDxH) :
900mm x 649mm x 1800mm



Front of fridge body in line with kitchen cabinet

Side clearance must be 25mm either side of fridge body, to have the fridge doors sitting proud of the kitchen cabinetry.

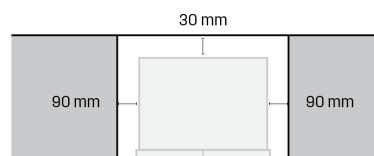
Minimum cabinetry opening (WxDxH) :
940mm x 659mm x 1800mm



Fridge door flush with the cabinetry

Side clearance must be 90mm either side of the fridge, to have the fridge doors sitting flush with the kitchen cabinetry.

Minimum cabinetry opening (WxDxH) :
1070mm x 741mm x 1800mm



Please note : Top gap all 5 mm.

Dimensions	Product Height	Product Width	Product Depth	Product Depth (Door Open)
WQE5600BB	1795	896	726	1104

Door Flush (Depth include product doors)	Side - both	Top	Behind
WQE5600BB	90	5	30

Cabinet Flush	Side - both	Top	Behind
WQE5600BB	25	5	30

IMPORTANT

These dimensions are a guide only. All measurements are in millimetres (mm).
For complete installation instructions, refer to the manual provided with product.

Terms and Conditions

IMPORTANT

This is a guide of product dimensions only. For complete installation instructions, refer to the manual provided with product.

PRODUCT INFORMATION

The descriptors and illustrations in this publication apply to the specific products and models described as at the date of issue. Under our policy of continuous product development, product specifications may change without notice. Prospective purchasers should therefore check with their retailer to ensure this publication correctly describes the products that are being offered for sale. All information supplied is to be used for general reference purposes only and is on the understanding that Electrolux Home Products Pty Ltd (Australia) and Electrolux (NZ) Ltd (New Zealand) will not be liable for any loss, liability or damage of whatever kind arising as a result of reliance on such information. Colours of products illustrated are as close as printing limitations allow. Electrolux will at all times comply with its obligations pursuant to law including Trade Practices (Australian Consumer Law) Act and Regulations.

WARRANTY

This warranty only applies to Appliances purchased and used in Australia or New Zealand and used in normal domestic applications and is in addition to (and does not exclude, restrict, or modify in any way) any non-excludable statutory warranties in Australia or New Zealand. All warranties are subject to the conditions set out in the warranty card accompanying the product when purchased.

ELECTROLUX HOME PRODUCTS AUSTRALIA

telephone: 1300 363 640

fax: 1800 350 067

email: customercare@electrolux.com.au

web: www.electrolux.com.au

ELECTROLUX HOME PRODUCTS NEW ZEALAND

telephone: 09 573 2230

fax: 09 573 2221

email: customercare@electrolux.co.nz

web: www.electrolux.co.nz